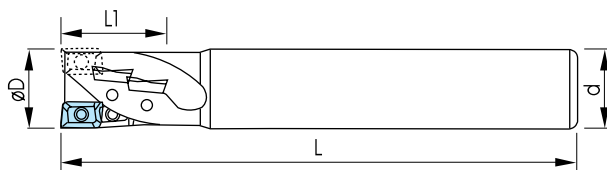


# 捨棄式粗銑立銑刀

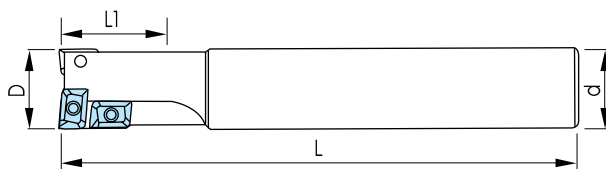
## THROW-AWAY TYPE COARSE CUTTING END MILL





型號規格 EDP NO.	刃徑 Dia	尺寸 DIMENSION(mm)			刃數 No.of teeth	適用刀片 Insert	螺絲 Screw	板手 Wrench
		D Shank Diamete	L <sub>1</sub> Flute Length	L Overall Length				
EM90AP10-D20	20	20	25	120	6	APMT 1035	CS2565	T-8
EM90AP10-D25	25	25	35	130	8			
EM90AP10-D32	32	32	44	140	15			
EM90AP10-D40	40	32	53	150	21			
EM90AP16-D40	40	42	49	150	8	APMT 1605	CS3590	T-15
EM90AP16-D50	50	42	61	165	10			

# 捨棄式鑽立銑刀

## THROW-AWAY TYPE DRILLING END MILL



型號規格 EDP NO.	刃徑 Dia	尺寸 DIMENSION(mm)			刃數 No.of teeth	適用刀片 Insert	螺絲 Screw	板手 Wrench
		D Shank Diamete	L <sub>1</sub> Flute Length	L Overall Length				
DM90AP10-D20	20	20	16	130	3	APMT 1035 	CS2565	T-8
DM90AP10-D21	21	20	16	130	3			
DM90AP10-D25	25	25	25	140	4			
DM90AP10-D26	26	25	25	140	4			
DM90AP10-D20L	20	20	16	185	3			
DM90AP10-D21L	21	20	16	185	3			
DM90AP10-D25L	25	25	25	220	4			
DM90AP16-D32	32	32	26	150	3	CS 1605 	CS3590	T-15
DM90AP16-D33	33	32	26	150	3			
DM90AP16-D40	40	32	38	160	4			
DM90AP16-D32L	32	32	26	230	3			
DM90AP16-D33L	33	32	26	230	3			
DM90AP16-D40L	40	32	38	240	4			