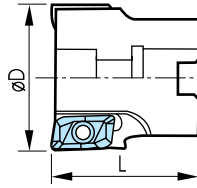



捨棄式立銑刀

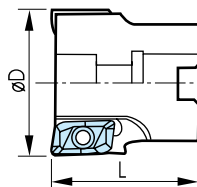
THROW-AWAY TYPE END MILL



型號規格 EDP NO.	刃徑 Dia	尺寸 DIMENSION(mm)		刃數 No. of teeth	適用刀片 Insert	螺絲 Screw	板手 Wrench
JRWEM50F-5T16	50	25.4	40	5	APMT 1605	CS4010	T-15
JRWEM63F-6T16	63	25.4	40	6			

90° 殼形平面銑刀

END MILLING CUTTERS (90°)



型號規格 EDP NO.	刃徑 Dia	尺寸 Dimension(mm)			刃數 No. of teeth	適用刀片 Insert	螺絲 Screw	板手 Wrench
		d	H	S				
JMC50-6T11	50	25.4	50	10	6	BDMT11T3 BDGT11T3	M2.5x0.45	T8
JMC63-7T11	63	25.4	50		7			
JMC80-7T11	80	25.4	50		7			
JMC100-9T11	100	31.75	50		9			